

Lesson 18 Pages 41–42

The Sound of w

Skill Focus

Children will

- ★ recognize the sound of *w*.
- ★ identify pictures whose names begin with the sound of *w*.
- ★ print the lowercase form of the letter *w* to complete words.

ESL/ELL Many English language learners will confuse both the sound and the form of *w* with those of *v* because *w* may be an uncommon letter and sound in their native language.

Teach

Phonemic Awareness: Phoneme Categorization Point to a window and have children name it, emphasizing the initial sound. Tell children that the sound they hear at the beginning of *window* is the sound of *w*. Then, say the following groups of words. Ask children to repeat the two words in each group that begin with the sound of *w*.

- lift win watch
- wave safe well
- fix wish wash
- we bake woke


Sound to Symbol Write *wind* on the board. Have children read the word with you, emphasizing the initial sound. Ask them to identify the initial lowercase letter *w*. Then, write a child's name beginning with *W* and have children identify the uppercase letter *W*. Point out that the *w* in *wind* and the *W* in the name stand for the same sound, /w/. Ask volunteers to underline the letter that stands for the sound of *w* at the beginning of each word. Then, model for children how to write uppercase and lowercase *w*.

Practice and Apply

Phonemic Awareness Read aloud the rhyme on page 41. Have children listen for and name words that begin with the sound of *w*. Write the words on the board.

Sound to Symbol Help children identify the pictures on pages 41 and 42. Read the directions for both pages with them. Make sure they understand that on page 41 they should circle only the pictures whose names begin with *w*.

Reading Use *Wilma's Wagon*, MCP Phonics and Reading Consonant Skills Library, Level A, to provide practice in reading words that begin with the sound of *w*.










41

Phonemic Awareness

Name _____

We watch from the window
As winter winds blow.
We watch from the window,
And wish it would snow.

Window begins with the sound of *w*. Circle each picture whose name begins with the sound of *w*.

1.  web	2.  heart	3.  wagon
4.  moon	5.  wave	6.  window
7.  watermelon	8.  wallet	9.  sock

The sound of w: Phonemic awareness 4

FOCUS ON ALL LEARNERS

ESL/ELL ENGLISH LANGUAGE LEARNERS

- Before children begin page 41, practice differentiating /w/ from /v/. Ask children to pronounce these word pairs with you and identify the words that begin with /w/: *vet, wet; wig, vine; well, veil; vest, west; velvet, watch*.
- Before beginning page 42, review the sound of *w* and the picture names. Read the directions aloud and complete items 1 and 2 together. Have children complete items 3 to 9 in pairs, then review answers as a group.

VISUAL LEARNERS

Materials: Phonics Picture Cards: vegetables (38), violin (39), wagon (40), windmill (41), web (84), vase (92), watch (172); masking tape

Draw a large web on the board. Distribute the picture cards and ask children to name the picture on each card. Those holding pictures whose names begin with /w/ can tape them on the web.

KINESTHETIC/AUDITORY LEARNERS

Explain the two meanings of the word *wave*. Then, say these words and have them wave when they hear one that begins with /w/: *wallet, boat, window, wall, bed, kitten, wife, wade, well*.