

5

Spelling the Short *u* Sound



CORE

1. *study*
2. *clumsy*
3. *trouble*
4. *trumpet*
5. *glove*
6. *hunger*
7. *thunder*
8. *country*
9. *bundle*
10. *none*
11. *bumblebee*
12. *honey*
13. *chuckle*
14. *money*
15. *struggle*

CHALLENGE

16. *justice*
17. *govern*
18. *customer*
19. *slumber*
20. *structure*

Sound	Sign	Spelling
short <i>u</i>	/u/	study none trouble

Say each word. Listen for the short *u* sound.

Study the spelling. How is the short *u* sound spelled in *study*, *none*, and *trouble*?

Write the words.

- 1-9. Write the Core Words that have the short *u* sound spelled *u*.
- 10-13. Write the Core Words that have the short *u* sound spelled *o*.
- 14-15. Write the Core Words that have the short *u* sound spelled *ou*.
- 16-20. Write the Challenge Words. Circle the letter that spells the short *u* sound in each word.

SPELLING TIP

The short *u* sound can be spelled *u*, *o*, or *ou*.





Write the Core Words that best complete the story.


Come to the Country

Every summer I visit my grandmother, who lives on a farm in the (1). In the morning the rooster sounds like a (2) waking us up. I smell breakfast cooking, and I can hardly control my (3). I eat pancakes until there are (4) left. Then I pack up a (5) of sandwiches for lunch and head outdoors. "Don't get into (6)!" Grandma says. I often stay out all day, unless I hear the rumble of (7).

I like to wander around the farm observing nature. For instance, did you

ever see a (8) buzzing inside a flower? If you (9) the bee carefully, you can see it drinking the flower's nectar. Grandma raises honeybees. She makes (10) selling their (11).

In the evening Grandma may put on a baseball (12) and pitch a few balls to me. Or she might let me milk the cow. The first time I tried, I looked so funny that Grandma had to (13). My hands were so (14)! I really had quite a (15) before I got the knack of it.



Synonyms

Synonyms are words that have the same or nearly the same meaning. Write the Core Word that is a synonym for each word below.

- | | | |
|-------------|--------------|-------------|
| 16. nation | 19. appetite | 22. examine |
| 17. package | 20. cash | 23. battle |
| 18. laugh | 21. zero | 24. awkward |



Break the Code Look at the code box. Each number or symbol represents a letter of a Core Word. Decode each group of numbers and symbols and write the Core Word you find.

Letter	a	b	c	d	e	f	g	h	i	j	k	l	m	n	o	p	q	r	s	t	u	v	w	x	y	z
Code	!	@	#	\$	%	&	*	(+	?	<	=]	:	"	/	0	1	2	3	4	5	6	7	8	9

1. # = 4] 2 8
2. 2 3 1 4 * * = %
3. (4 : * % 1
4. @ 4 : \$ = %
5. @ 4] @ = % @ % %
6. # " 4 : 3 1 8
7. 3 1 4] / % 3

Take Time to Rhyme Write the Core Word that creates a rhyme.


8. a friend you do homework with: a ___ buddy
9. bubblegum that gets stuck in your hair: bubble ___
10. a mistaken forecast of a storm: a ___ blunder
11. what a comedian earns: funny ___
12. what catchers feel for their mitts: ___ love
13. a funny hand trick: a knuckle ___
14. what a weak bee produces: runny ___
15. what a bad checkers player did: won ___

Use the Dictionary Words can have more than one meaning. Look up each underlined Core Word in your Speller Dictionary. Write the definition that shows how the word is used in the sentence.

16. There was a desk and chair in the study.
17. Those children hunger for attention.
18. She heard the thunder of a horse's hooves.
19. We moved from the city to the country.
20. It's so nice to see you, honey!

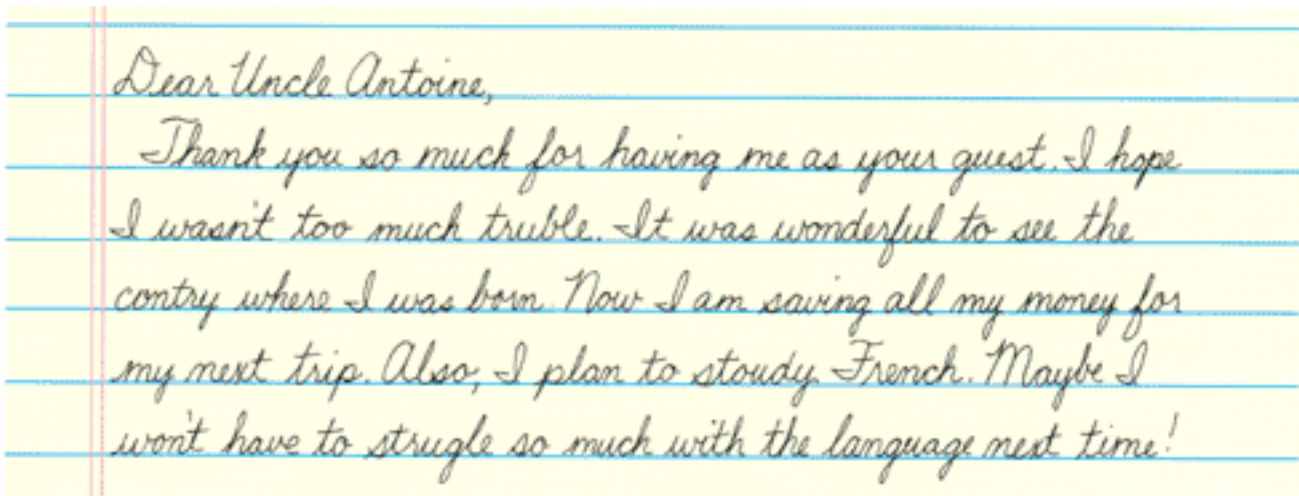


Imagine you have just come back from a visit. Write a thank-you note to your host or hostess. Follow the Steps in the Writing Process on pages 134-135 to write your note. Use at least four Core Words from this lesson.



Proofreading practice

1-4. Here is a draft of part of a note that one student wrote. Find four misspelled Core Words and write them correctly.



Now proofread your own note and correct any errors.

CORE		CHALLENGE	
study	hunger	bumblebee	justice
clumsy	thunder	honey	govern
trouble	country	chuckle	customer
trumpet	bundle	money	slumber
glove	none	struggle	structure